

twenty20 CUP BULLETIN

FINALS ISSUE
04/08/2007

Finalists turn to spin to gain an advantage

Spin has been to the fore in this year's Twenty20 Cup, and, if the quarter-finals are any indication, then Saturday's finals day at Edgbaston should continue the trend.

Lancashire and Gloucestershire meet in the first semi-final having both reached the last four on the back of fine performances from slow bowlers.

But, while Muttiah Muralitharan's 4-18 in Lancashire's win over finals hosts Warwickshire will have surprised few onlookers - the Sri Lanka maestro is rated among the best bowlers of all time - a less heralded spinner did the business for their opponents.

Ian Fisher is hardly a big name even on the county circuit, but his 3-7 in two overs against Worcestershire embellished an impressive Twenty20 record and helped his team to Edgbaston.

With Pakistani spin twins Mushtaq Ahmed and Saqlain Mushtaq at Sussex's disposal in the second semi-final against Kent, the slower bowlers are likely to be crucial in determining the destination of the trophy in its fifth year.

But quickfire hitting is also key in the shortest form of the game, and there are few better exponents that Lancashire's Mal Loye.

The opener trails only a top three shaped largely by not-outs in this season's competition averages with 74, but is followed closely by a number of Saturday's other protagonists.

Kent skipper Rob Key (71) follows immediately behind him - with team-mate Ryan McLaren's 121 runs for a solitary dismissal leaving him top - while Gloucestershire's Hamish Marshall (55) and Sussex duo Luke Wright (49) and Chris Adams (48) have also starred.

An exciting and evenly-matched finale is therefore in prospect, with any of the four teams more than capable of walking away with the trophy if their key men perform.

HOURS OF PLAY

FINALS DAY

First semi-final

- 1st session11:30am-12.45pm
- Interval12.45pm-1.00pm
- 2nd session1.00pm-2.15pm

Second semi-final

- 1st session3.00pm-4.15pm
- Interval4.15pm-4.30pm
- 2nd session4.30pm-5.45pm

Final

- 1st session7.15pm-8.30pm
- Interval8.30pm-8.45pm
- 2nd session8.45pm-10.00pm

POW!!!

TWENTY20 CUP CRICKET IS BACK

TWENTY20 TOTALS

RUNS SCORED

Total: 89,672
2007: 15,760

HUNDREDS

Total: 19
2007: 5

FIFTIES

Total: 359
2007: 49

DUCKS

Total: 394
2007: 49

TOTAL BALLS BOWLED

Total: 66,640
2007: 11,916

TOTAL WICKETS

Total: 3,909
2007: 688

BOWLED

Total: 874
2007: 154

LBWS

Total: 265
2007: 40

CATCHES

Total: 2,232
2007: 396

RUN OUTS

Total: 346
2007: 59

STUMPINGS

Total: 189
2007: 39

HIT WICKET

Total: 3
2007: 0

WIDES

Total: 2,507
2007: 412

NORTH

	P	W	L	NR	T	Pts	NRR
Nottinghamshire	8	4	1	3	0	11	0.876
Lancashire	8	3	1	4	0	10	0.855
Yorkshire	8	4	3	1	0	9	-0.052
Leicestershire	8	2	1	5	0	9	-0.142
Durham	8	1	4	3	0	5	-0.575
Derbyshire	8	0	4	4	0	4	-1.097

MID/WEST/WALES

	P	W	L	NR	T	Pts	NRR
Warwickshire	8	5	2	1	0	11	0.230
Gloucestershire	8	4	2	2	0	10	0.986
Worcestershire	8	3	2	3	0	9	-0.591
Northamptonshire	8	2	3	3	0	7	0.055
Somerset	8	3	5	0	0	6	-0.214
Glamorgan	8	1	4	3	0	5	-0.663

SOUTH

	P	W	L	NR	T	Pts	NRR
Sussex	8	5	2	0	1	11	0.179
Kent	8	4	2	1	1	10	0.324
Surrey	8	4	4	0	0	8	0.809
Essex	8	3	4	0	1	7	-0.365
Middlesex	8	2	3	0	3	7	-0.204
Hampshire	8	1	4	1	2	5	-1.116

BULLETIN CONTACTS

ECB: Julian Goode
(New Media Manager)
Tel 020 7432 1167; Mob 07785 527106;
Fax 020 7289 5619; E-mail Julian.Goode@ecb.co.uk

PA Sport

Damian Sharp (Cricket Manager)
Tel 01430 455275, Fax 0870 124 0155,
E-mail damian.sharp@pa.press.net



2007 Fixtures & Results Twenty20 Cup



Friday 22 June

Lancashire Lightning v Durham Dynamos <i>Lancashire won by 6 wickets</i>
Derbyshire Phantoms v Nottinghamshire Outlaws <i>Nottinghamshire won by 6 wickets</i>
Leicestershire Foxes v Yorkshire Phoenix <i>Leicestershire won by 13 runs</i>
Northamptonshire Steelbacks v Worcestershire Royals <i>Match abandoned</i>
Glamorgan Dragons v Gloucestershire Gladiators <i>Match abandoned</i>
Warwickshire Bears v Somerset Sabres <i>Warwickshire won by 7 runs</i>
Essex Eagles v Sussex Sharks <i>Essex won by 6 wickets</i>
Surrey Brown Caps v Middlesex Crusaders <i>Surrey won by 6 wickets</i>
Hampshire Hawks v Kent Spitfires <i>Match tied</i>

Saturday 23 June

Nottinghamshire Outlaws v Lancashire Lightning <i>Nottinghamshire won by 6 wickets</i>
Kent Spitfires v Essex Eagles <i>Kent won by 3 runs (D/L method)</i>

Sunday 24 June

Surrey Brown Caps v Hampshire Hawks <i>Surrey won by 6 wickets</i>
Sussex Sharks v Middlesex Crusaders <i>Match abandoned</i>
Warwickshire Bears v Glamorgan Dragons <i>Warwickshire won by 3 runs</i>
Somerset Sabres v Northamptonshire Steelbacks <i>Northamptonshire won by 24 runs (D/L method)</i>

Monday 25 June

Nottinghamshire Outlaws v Leicestershire Foxes <i>Match abandoned</i>
Yorkshire Phoenix v Lancashire Lightning <i>Match abandoned</i>
Derbyshire Phantoms v Durham Dynamos <i>Match abandoned</i>
Gloucestershire Gladiators v Worcestershire Royals <i>Gloucestershire won by 9 wickets</i>
Middlesex Crusaders v Hampshire Hawks <i>Middlesex won by 5 runs</i>

Tuesday 26 June

Glamorgan Dragons v Somerset Sabres <i>Glamorgan won by 5 wickets</i>
Warwickshire Bears v Northamptonshire Steelbacks <i>Warwickshire won by 12 runs</i>
Kent Spitfires v Sussex Sharks <i>Sussex won by 7 wickets</i>

Wednesday 27 June

Nottinghamshire Outlaws v Derbyshire Phantoms <i>Nottinghamshire won by 53 runs</i>
Lancashire Lightning v Yorkshire Phoenix <i>Lancashire won by 30 runs</i>

Durham Dynamos v Leicestershire Foxes <i>Durham won by 8 wickets</i>
Worcestershire Royals v Warwickshire Bears <i>Match abandoned</i>
Somerset Sabres v Gloucestershire Gladiators <i>Gloucestershire won by 8 wickets</i>
Hampshire Hawks v Sussex Sharks <i>Sussex won by 9 wickets</i>
Middlesex Crusaders v Kent Spitfires <i>Match abandoned</i>

Thursday 28 June

Glamorgan Dragons v Northamptonshire Steelbacks <i>Match abandoned</i>
Essex Eagles v Surrey Brown Caps <i>Essex won by 3 wickets</i>

Friday 29 June

Derbyshire Phantoms v Leicestershire Foxes <i>Leicestershire won by 6 wickets</i>
Nottinghamshire Outlaws v Yorkshire Phoenix <i>Nottinghamshire won by 4 runs</i>

Durham Dynamos v Lancashire Lightning <i>Lancashire won by 39 runs</i>
Gloucestershire Gladiators v Warwickshire Bears <i>Warwickshire won by 27 runs</i>

Worcestershire Royals v Northamptonshire Steelbacks <i>Worcestershire won by 5 runs</i>
--

Somerset Sabres v Glamorgan Dragons <i>Somerset won by 28 runs</i>

Sussex Sharks v Surrey Brown Caps <i>Surrey won by 100 runs</i>
--

Hampshire Hawks v Middlesex Crusaders <i>Match abandoned</i>

Essex Eagles v Kent Spitfires <i>Kent won by 42 runs</i>

Saturday 30 June

Leicestershire Foxes v Nottinghamshire Outlaws <i>Match abandoned</i>
Yorkshire Phoenix v Durham Dynamos <i>Yorkshire won by 9 wickets</i>

Sunday 1 July

Lancashire Lightning v Derbyshire Phantoms <i>Match abandoned</i>
--

Worcestershire Royals v Gloucestershire Gladiators <i>Gloucestershire won by 61 runs</i>

Hampshire Hawks v Essex Eagles <i>Hampshire won by 7 wickets</i>

Monday 2 July

Leicestershire Foxes v Derbyshire Phantoms <i>Match abandoned</i>
--

Glamorgan Dragons v Warwickshire Bears <i>Warwickshire won by 9 runs (D/L method)</i>
--

Northamptonshire Steelbacks v Gloucestershire Gladiators <i>Match abandoned</i>

Kent Spitfires v Surrey Brown Caps <i>Surrey won by 6 wickets</i>
--

Tuesday 3 July

Durham Dynamos v Yorkshire Phoenix <i>Yorkshire won by 6 wickets</i>

Somerset Sabres v Worcestershire Royals <i>Worcestershire won by 3 wickets</i>

Sussex Sharks v Essex Eagles <i>Sussex won by 17 runs</i>
--

Middlesex Crusaders v Surrey Brown Caps <i>Middlesex won by 8 wickets (D/L method)</i>

Wednesday 4 July

Leicestershire Foxes v Durham Dynamos <i>Match abandoned</i>

Yorkshire Phoenix v Nottinghamshire Outlaws <i>Yorkshire won by 8 wickets</i>
--

Northamptonshire Steelbacks v Warwickshire Bears <i>Northamptonshire won by 4 wickets</i>
--

Gloucestershire Gladiators v Somerset Sabres <i>Somerset won by 6 wickets</i>
--

Kent Spitfires v Middlesex Crusaders <i>Kent won by 26 runs</i>
--

Thursday 5 July

Derbyshire Phantoms v Lancashire Lightning <i>Match abandoned</i>
--

Worcestershire Royals v Glamorgan Dragons <i>Match abandoned</i>

Surrey Brown Caps v Sussex Sharks <i>Sussex won by 5 runs</i>
--

Essex Eagles v Hampshire Hawks <i>Match abandoned</i>
--

Friday 6 July

Durham Dynamos v Nottinghamshire Outlaws <i>Match abandoned</i>
--

Lancashire Lightning v Leicestershire Foxes <i>Match abandoned</i>

Yorkshire Phoenix v Derbyshire Phantoms <i>Yorkshire won by 4 wickets</i>
--

Northamptonshire Steelbacks v Somerset Sabres <i>Somerset won by 8 wickets</i>

Warwickshire Bears v Worcestershire Royals <i>Worcestershire won by 13 runs</i>
--

Gloucestershire Gladiators v Glamorgan Dragons <i>Gloucestershire won by 6 wickets</i>

Sussex Sharks v Hampshire Hawks <i>Sussex won by 73 runs</i>

Middlesex Crusaders v Essex Eagles <i>Essex won by 3 wickets</i>

Surrey Brown Caps v Kent Spitfires <i>Kent won by 6 wickets</i>
--

Quarter-Finals

Tuesday 17 July

Gloucestershire v Worcestershire <i>Gloucestershire won by 7 wickets (D/L method)</i>
--

Nottinghamshire v Kent <i>Kent won by 9 wickets</i>
--

Wednesday 18 July

Warwickshire v Lancashire <i>Lancashire won by 6 runs</i>
--

Sussex v Yorkshire <i>Sussex won by 38 runs</i>
--

Finals Day

Saturday 4 August

Semi-finals

Gloucestershire v Lancashire

Kent v Sussex

Final

Edgbaston

OFFICIAL PARTNERS




Sky Sports will be showing 16 matches throughout the competition, including two quarter-finals, the semi-finals and the finals.




2007 Averages Twenty20 Cup



FOR THE FINALS DAY TEAMS




GLOUCESTERSHIRE GLADIATORS




2007 Twenty20 Cup Averages

BATTING AVERAGES: Including fielding										
Name	Matches	Inns	NO	Runs	HS	Avg	100s	50s	Ct	St
H.J.H.Marshall	5	5	1	201	100	50.25	1	-	4	-
Kadeer.Ali	4	4	1	128	47*	42.66	-	-	-	-
S.J.Adshead	7	3	1	71	30*	35.50	-	-	4	3
C.G.Taylor	7	7	3	138	48*	34.50	-	-	4	-
A.P.R.Gidman	7	7	3	96	34*	24.00	-	-	1	-
M.A.Hardinges	7	4	1	42	28	14.00	-	-	2	-
C.G.Greenidge	7	3	1	24	20	12.00	-	-	3	-
A.J.Ireland	6	2	1	10	8*	10.00	-	-	1	-
D.O.Brown	5	3	0	24	14	8.00	-	-	1	-
C.M.Spearman	7	7	0	55	15	7.85	-	-	3	-
I.D.Fisher	7	3	1	11	6	5.50	-	-	6	-
B.M.Edmondson	7	2	1	4	2*	4.00	-	-	3	-
J.Lewis	1	0	0	0	0	-	-	-	1	-

BOWLING AVERAGES							
Name	Overs	Mdns	Runs	Wkts	Avg	Best	5wl
D.O.Brown	6	0	35	3	11.66	1-11	-
B.M.Edmondson	23.3	0	153	12	12.75	3-20	-
A.J.Ireland	20.2	1	157	12	13.08	3-10	-
I.D.Fisher	16.5	0	108	8	13.50	3-7	-
M.A.Hardinges	21	0	147	7	21.00	2-16	-
C.G.Greenidge	20	0	156	5	31.20	3-20	-
A.P.R.Gidman	8	0	46	1	46.00	1-12	-
J.Lewis	4	1	15	0	-	-	-




KENT SPITFIRES




2007 Twenty20 Cup Averages

BATTING AVERAGES: Including fielding										
Name	Matches	Inns	NO	Runs	HS	Avg	100s	50s	Ct	St
R.McLaren	9	6	5	121	46*	121.00	-	-	6	-
R.W.T.Key	4	4	1	196	62	65.33	-	3	-	-
N.J.Dexter	6	2	1	45	31*	45.00	-	-	3	-
J.L.Denly	9	8	1	220	63*	31.42	-	1	5	-
M.van Jaarsveld	9	8	3	137	42*	27.40	-	-	6	-
D.I.Stevens	9	5	1	96	46*	24.00	-	-	2	-
M.J.Walker	8	6	0	98	39	16.33	-	-	1	-
Yasir.Arafat	9	3	2	16	7	16.00	-	-	1	-
G.O.Jones	9	5	1	56	24*	14.00	-	-	2	3
J.C.Tredwell	9	2	0	13	12	6.50	-	-	3	-
S.J.Cook	9	1	1	25	25*	-	-	-	-	-
A.J.Hall	1	0	0	0	0	-	-	-	-	-
M.Morkel	8	0	0	0	0	-	-	-	3	-

BOWLING AVERAGES							
Name	Overs	Mdns	Runs	Wkts	Avg	Best	5wl
M.van Jaarsveld	2	0	9	1	9.00	1-9	-
D.I.Stevens	9	0	51	5	10.20	4-14	-
A.J.Hall	3	0	25	2	12.50	2-25	-
S.J.Cook	32.5	0	233	16	14.56	3-21	-
M.Morkel	29	2	184	11	16.72	3-24	-
Yasir.Arafat	27.3	0	235	12	19.58	3-24	-
R.McLaren	25.5	0	218	7	31.14	2-3	-
J.C.Tredwell	22	0	140	4	35.00	2-19	-
N.J.Dexter	2	0	27	0	-	-	-




LANCASHIRE LIGHTNING




2007 Twenty20 Cup Averages

BATTING AVERAGES: Including fielding										
Name	Matches	Inns	NO	Runs	HS	Avg	100s	50s	Ct	St
M.B.Loye	5	5	1	231	89	57.75	-	2	1	-
S.J.Croft	5	5	2	110	49	36.66	-	-	3	-
B.J.Hodge	5	5	0	140	57	28.00	-	1	4	-
G.D.Cross	5	5	1	100	62	25.00	-	1	4	3
M.J.Chilton	5	2	1	20	12*	20.00	-	-	1	-
S.G.Law	4	4	0	79	44	19.75	-	-	2	-
K.W.Hogg	4	3	1	36	27	18.00	-	-	-	-
S.T.Jayasuriya	4	4	0	60	32	15.00	-	-	1	-
D.G.Cork	1	1	0	3	3	3.00	-	-	1	-
T.C.Smith	4	1	0	3	3	3.00	-	-	1	-
O.J.Newby	3	1	1	6	6*	-	-	-	1	-
M.Muralitharan	1	0	0	0	0	-	-	-	-	-
G.Chapple	1	0	0	0	0	-	-	-	-	-
G.Keedy	5	0	0	0	0	-	-	-	-	-
J.M.Anderson	2	0	0	0	0	-	-	-	-	-
S.J.Mullaney	1	0	0	0	0	-	-	-	1	-

BOWLING AVERAGES							
Name	Overs	Mdns	Runs	Wkts	Avg	Best	5wl
M.Muralitharan	4	0	18	4	4.50	4-18	-
S.T.Jayasuriya	14.5	0	108	9	12.00	4-24	-
T.C.Smith	8.4	0	84	4	21.00	3-15	-
K.W.Hogg	8	0	71	3	23.66	2-23	-
G.Keedy	19	0	98	4	24.50	2-11	-
O.J.Newby	9	0	80	2	40.00	1-28	-
D.G.Cork	4	0	42	1	42.00	1-42	-
B.J.Hodge	10	0	84	2	42.00	1-22	-
S.J.Croft	6	0	50	1	50.00	1-35	-
J.M.Anderson	7.3	0	57	1	57.00	1-33	-
G.Chapple	4	1	39	0	-	-	-



SUSSEX SHARKS



2007 Twenty20 Cup Averages

BATTING AVERAGES: Including fielding										
Name	Matches	Inns	NO	Runs	HS	Avg	100s	50s	Ct	St
L.J.Wright	8	8	1	343	103	49.00	1	1	4	-
C.J.Adams	8	8	3	214	56*	42.80	-	1	1	-
M.W.Goodwin	8	8	1	264	102*	37.71	1	1	1	-
C.D.Nash	6	6	1	89	24*	17.80	-	-	1	-
C.D.Hopkinson	7	4	1	50	26*	16.66	-	-	2	-
M.H.Yardy	2	2	1	16	12*	16.00	-	-	1	-
Naved-ul-Hasan	8	7	3	62	25	15.50	-	-	5	-
R.S.C.Martin-Jenkins	8	2	1	10	5*	10.00	-	-	1	-
A.J.Hodd	8	2	0	16	14	8.00	-	-	3	3
O.P.Rayner	5	2	0	5	5	2.50	-	-	-	-
R.J.Kirtley	8	1	0	2	2	2.00	-	-	2	-
Mushtaq.Ahmed	8	2	2	22	20*	-	-	-	1	-
Saqlain.Mushtaq	3	0	0	0	0	-	-	-	1	-
T.M.J.Smith	1	0	0	0	0	-	-	-	-	-

BOWLING AVERAGES							
Name	Overs	Mdns	Runs	Wkts	Avg	Best	5wl
R.J.Kirtley	25.5	0	191	12	15.91	4-22	-
Mushtaq.Ahmed	28	0	183	8	22.87	2-8	-
R.S.C.Martin-Jenkins	20	0	175	6	29.16	2-21	-
Saqlain.Mushtaq	12	0	93	3	31.00	2-22	-
O.P.Rayner	4.1	0	47	1	47.00	1-20	-
Naved-ul-Hasan	28	0	198	4	49.50	3-26	-
L.J.Wright	15	0	164	3	54.66	2-35	-
M.H.Yardy	2	0	23	0	-	-	-



All-time County Records Twenty20 Cup



FOR THE FINALS DAY TEAMS



GLOUCESTERSHIRE GLADIATORS



Twenty20 Matches Played: 35

TOTALS

Balls bowled	3762
Wickets Taken	227
Maidens	5
Balls faced	3300
Runs scored	4635
Scoring rate	140.45
Hundreds	2
Fifties	17
Ducks	15
Fours	441
Sixes	127
Wides conceded	144
Wickets lost	184

HOW OUT

Caught	102
Bowled	49
LBW	13
Stumped	10
Hit wicket	0
Run out	10

SUNDRIES

Byes	22
Leg-byes	124
Wides	117
No-balls	44

Records Since 2003

2003	Semi-Final (1st in Group)
2004	5th in Group
2005	4th in Group
2006	Quarter-final (1st in Group)

Player Records

Best Individual Batting

I.J.Harvey 100* v Warwickshire (Birmingham)

Best Innings Bowling

I.D.Fisher 4/22 v Somerset (Bristol)

Highest Total

227 for 4 v Somerset (Bristol)

Leading Run-scorer

C.G.Taylor 671

Leading Wicket-taker

M.C.J.Ball 27

Most Catches (excl WK)

C.G.Taylor 14

Most Sixes

C.M.Spearman 22 (34 matches)

Most Fours

C.G.Taylor 69 (34 matches)



KENT SPITFIRES



Twenty20 Matches Played: 36

TOTALS

Balls bowled	3782
Wickets Taken	230
Maidens	6
Balls faced	3790
Runs scored	5025
Scoring rate	132.58
Hundreds	1
Fifties	15
Ducks	24
Fours	474
Sixes	108
Wides conceded	152
Wickets lost	223

HOW OUT

Caught	139
Bowled	38
LBW	15
Stumped	14
Hit wicket	0
Run out	17

SUNDRIES

Byes	13
Leg-byes	122
Wides	125
No-balls	33

Records Since 2003

2003	3rd in Group
2004	4th in Group
2005	6th in Group
2006	Quarter-final (3rd in Group)

Player Records

Best Individual Batting

A.Symonds 112 v Middlesex (Maidstone)

Best Innings Bowling

D.I.Stevens 4/14 v Essex (Chelmsford)

Highest Total

186 for 6 v Essex (Beckenham)

Leading Run-scorer

M.J.Walker 682

Leading Wicket-taker

J.C.Tredwell 26

Most Catches (excl WK)

M.van Jaarsveld 19

Most Sixes

R.W.T.Key 18 (20 matches)

Most Fours

M.J.Walker 70 (35 matches)



LANCASHIRE LIGHTNING



Twenty20 Matches Played: 35

TOTALS

Balls bowled	3875
Wickets Taken	234
Maidens	7
Balls faced	3888
Runs scored	5129
Scoring rate	131.91
Hundreds	2
Fifties	23
Ducks	21
Fours	468
Sixes	137
Wides conceded	138
Wickets lost	220

HOW OUT

Caught	123
Bowled	40
LBW	26
Stumped	11
Hit wicket	0
Run out	20

SUNDRIES

Byes	18
Leg-byes	119
Wides	161
No-balls	32

Records Since 2003

2003	4th in Group
2004	Semi-Final (2nd in Group)
2005	Runner-up (1st in Group)
2006	4th in Group

Player Records

Best Individual Batting

S.G.Law 101 v Yorkshire (Manchester)

Best Innings Bowling

D.G.Cork 4/16 v Notts (Manchester)

Highest Total

217 for 4 v Surrey (The Oval)

Leading Run-scorer

M.B.Loye 856

Leading Wicket-taker

G.Keedy 27

Most Catches (excl WK)

M.J.Chilton 12

Most Sixes

M.B.Loye 28 (28 matches)

Most Fours

M.B.Loye 115 (28 matches)



SUSSEX SHARKS



Twenty20 Matches Played: 33

TOTALS

Balls bowled	3404
Wickets Taken	184
Maidens	4
Balls faced	3095
Runs scored	4005
Scoring rate	129.40
Hundreds	2
Fifties	15
Ducks	20
Fours	391
Sixes	74
Wides conceded	142
Wickets lost	184

HOW OUT

Caught	100
Bowled	48
LBW	12
Stumped	5
Hit wicket	0
Run out	19

SUNDRIES

Byes	16
Leg-byes	72
Wides	130
No-balls	30

Records Since 2003

2003	2nd in Group
2004	6th in Group
2005	3rd in Group
2006	4th in Group

Player Records

Best Individual Batting

L.J.Wright 103 v Kent (Canterbury)

Best Innings Bowling

Mushtaq Ahmed 5/11 v Essex (Hove)

Highest Total

205 for 5 v Hampshire (Hove)

Leading Run-scorer

C.J.Adams 610

Leading Wicket-taker

Mushtaq Ahmed 41

Most Catches (excl WK)

L.J.Wright 13

Most Sixes

L.J.Wright 20 (28 matches)

Most Fours

M.J.Prior 74 (23 matches)



Finals Day Stats Twenty20 Cup



MATCH SUMMARIES

2003 19th July (Nottingham)

Semi-Final 1

Leicestershire 162 for 7 (20 overs) (BJ Hodge 66, Waqar Younis 3-21);
Warwickshire 166 for 3 (19.2 overs)
Warwickshire won by 7 wickets

Semi-Final 2

Surrey 147 for 9 (20 overs) (MA Hardinges 3-37);
Gloucestershire 142 for 6 (20 overs) (APR Gidman 61, Azhar Mahmood 3-28)
Surrey won by 5 runs

Final

Warwickshire 115 (18.1 overs) (J Ormond 4-11);
Surrey 119 for 1 (10.5 overs) (AD Brown 55*, IJ Ward 50)
Surrey won by 9 wickets

2004 7th August (Birmingham)

Semi-Final 1

Surrey 133 (20 overs) (G Keedy 3-25);

Lancashire 132 for 8 (20 overs)
Surrey won by 1 run

Semi-Final 2

Leicestershire 165 for 5 (20 overs) (DL Maddy 72);
Glamorgan 144 (18.5 overs) (MF Cleary 3-20, CW Henderson 3-26)
Leicestershire won by 21 runs

Final

Surrey 168 for 6 (20 overs) (AD Brown 64);
Leicestershire 169 for 3 (19.1 overs) (BJ Hodge 77*)
Leicestershire won by 7 wickets

2005 30th July (The Brit Oval)

Semi-Final 1

Lancashire 217 for 4 (20 overs) (A Symonds 52*);
Surrey 195 for 7 (20 overs) (AD Brown 51)
Lancashire won by 22 runs

Semi-Final 2

Somerset 157 for 9 (20 overs) (D Mongia 3-30);
Leicestershire 153 for 8 (20 overs) (DL Maddy 56, RL Johnson 3-21, ID Blackwell 3-25)
Somerset won by 4 runs

Final

Lancashire 114 for 8 (16 overs) (SG Law 59, RL Johnson 3-26);
Somerset 118 for 3 (14.1 overs) (GC Smith 64*)
Somerset won by 7 wickets

2006 12th August (Nottingham)

Semi-Final 1

Leicestershire 173 for 4 (20 overs) (HD Ackerman 64, PA Nixon 57*);
Essex 150 for 9 (20 overs) (ML Pettini 57, JN Snape 4-22)
Leicestershire won by 23 runs

Semi-Final 2

Notts 176 for 6 (20 overs);
Surrey 139 (19.1 overs) (JN Batty 58*, CE Shreck 3-33)
Notts won by 37 runs

Final

Leicestershire 177 for 2 (20 overs) (DL Maddy 86*, J Allenby 64);
Notts 173 for 8 (20 overs) (SP Fleming 53)
Leicestershire won by 4 runs

FINALS DAY TOTALS

■ Matches: 12 ■ Runs scored: 3704 ■ Hundreds: 0 ■ Fifties: 19 ■ Ducks: 12 ■ Maidens: 1 ■ Balls: 2734
■ Scoring rate: 135.47 ■ Byes: 15 ■ Leg-byes: 87 ■ Wides: 96 ■ No-balls: 46
Wickets: 156 — Breakdown — Caught: 80 (c & b: 3)(c sub: 3), Bowled: 42, LBW: 5, Stumped: 4, Hit wicket: 1, Run out: 24

FINALS DAY PLAYER STATS

Best Individual Scores

Player	Score	Match	Year
D.L. Maddy	86*	Leics v Notts	2006
B.J. Hodge	77*	Leics v Surrey	2004
D.L. Maddy	72	Leics v Glam	2004
B.J. Hodge	66	Leics v Warks	2003
G.C. Smith	64*	Som v Lancs	2005

Best Innings Bowling

Player	Figs	Match	Year
J. Ormond	4/11	Surrey v Warks	2003
J.N. Snape	4/22	Leics v Essex	2006
M.F. Cleary	3/20	Leics v Glam	2004
Waqar Younis	3/21	Warks v Leics	2003
R.L. Johnson	3/21	Som v Leics	2005

Leading Run-scorers

Player	County	Runs	Mtch
D.L. Maddy	(Leicestershire)	283	6
A.D. Brown	(Surrey)	225	6
B.J. Hodge	(Leicestershire)	165	3
M.R. Ramprakash	(Surrey)	123	6
P.A. Nixon	(Leicestershire)	105	6

Leading Wicket-takers

Player	County	Wickets	Mtch
C.W. Henderson	(Leicestershire)	7	5
J.N. Snape	(Leicestershire)	7	6
R.L. Johnson	(Somerset)	6	2
A.J. Hollioake	(Surrey)	6	4
Azhar Mahmood	(Surrey)	6	6

Most Catches (excluding wicket-keepers)

Player	County	Catches	Mtch
W.R. Smith	(Notts)	4	2
M.E. Trescothick	(Somerset)	3	2
B.J. Hodge	(Leicestershire)	3	3
J. Allenby	(Leicestershire)	3	3
J.L. Sadler	(Leicestershire)	3	5

Most Fifties

Player	County	Fifties	Mtch
A.D. Brown	(Surrey)	3	6
D.L. Maddy	(Leicestershire)	3	6
B.J. Hodge	(Leicestershire)	2	3
M.L. Pettini	(Essex)	1	1
A.P.R. Gidman	(Gloucs)	1	1

Most Sixes

Player	County	Sixes	Mtch
A.D. Brown	(Surrey)	9	6
D.L. Maddy	(Leicestershire)	9	6
D.J. Hussey	(Notts)	5	2
D.L. Hemp	(Glamorgan)	4	1
J. Allenby	(Leicestershire)	4	3

Most Fours

Player	County	Fours	Mtch
D.L. Maddy	(Leicestershire)	28	6
A.D. Brown	(Surrey)	23	6
B.J. Hodge	(Leicestershire)	21	3
S.G. Law	(Lancashire)	15	2
I.J. Ward	(Surrey)	13	2

Most Not Outs

Player	County	Not Outs	Mtch
J.N. Batty	(Surrey)	4	6
P.A. Nixon	(Leicestershire)	3	6
W.W. Hegg	(Lancashire)	2	3
J.L. Sadler	(Leicestershire)	2	5
M.R. Ramprakash	(Surrey)	2	6

Leading duck-makers

Player	County	Ducks	Mtch
I.D.K. Salisbury	(Surrey)	2	4
R.C. Irani	(Essex)	1	1
J.N. Rhodes	(Gloucs)	1	1
D.R. Brown	(Warwickshire)	1	2
R.L. Johnson	(Somerset)	1	2

TWENTY20 CUP FINALS TOTALS

■ Matches: 4 ■ Runs scored: 1153 ■ Hundreds: 0 ■ Fifties: 9 ■ Ducks: 3 ■ Maidens: 0 ■ Balls: 830
■ Scoring rate: 138.91 ■ Byes: 6 ■ Leg-byes: 25 ■ Wides: 27 ■ No-balls: 10
Wickets: 41 — Breakdown — Caught: 24 (c & b: 0)(c sub: 0), Bowled: 10, LBW: 1, Stumped: 0, Hit wicket: 0, Run out: 6

TWENTY20 CUP FINALS PLAYER STATS

Best Individual Scores

Player	Score	Match	Year
D.L.Maddy	86*	Leics v Notts	2006
B.J.Hodge	77*	Leics v Surrey	2004
G.C.Smith	64*	Somerset v Lancs	2005

Leading Run-scorers

Player	County	Runs	Mtch
A.D.Brown	(Surrey)	119	2
D.L.Maddy	(Leicestershire)	108	2
B.J.Hodge	(Leicestershire)	77	1

Most Sixes

Player	County	Sixes	Mtch
A.D.Brown	(Surrey)	5	2
D.L.Maddy	(Leicestershire)	4	2
J.Allenby	(Leicestershire)	3	1

Best Innings Bowling

Player	Figs	Match	Year
J.Ormond	4/11	Surrey v Warwicks	2003
R.L.Johnson	3/26	Somerset v Lancs	2005
C.W.Henderson	2/15	Leics v Surrey	2004

Leading Wicket-takers

Player	County	Wickets	Mtch
A.J.Holloioake	(Surrey)	4	2
J.Ormond	(Surrey)	4	2
R.L.Johnson	(Somerset)	3	1

Most Fours

Player	County	Fours	Mtch
A.D.Brown	(Surrey)	15	2
B.J.Hodge	(Leicestershire)	10	1
D.L.Maddy	(Leicestershire)	9	2



All-time & 2007 Stats Twenty20 Cup



ALL-TIME TWENTY20 CUP STATS

Best Individual Scores

C.L.White	141*	Somerset v Worcestershire	Worcester	2006
G.A.Hick	116*	Worcestershire v Northants	Luton	2004
I.J.Thomas	116*	Glamorgan v Somerset	Taunton	2004
C.L.White	116*	Somerset v Gloucs	Taunton	2006
A.Symonds	112	Kent v Middlesex	Maidstone	2004

Best Bowling

T.J.Murtagh	6/24	Surrey v Middlesex	Lord's	2005
Mushtaq Ahmed	5/11	Sussex v Essex	Hove	2005
M.Kartik	5/13	Middlesex v Essex	Lord's	2007
A.D.Masceranhas	5/14	Hampshire v Sussex	Hove	2004
N.M.Carter	5/19	Warwickshire v Worcestershire	Birmingham	2005

Highest Team Totals

250 for 3	Somerset v Gloucs	Taunton	2006
228 for 5	Somerset v Gloucs	Taunton	2005
227 for 4	Gloucs v Somerset	Bristol	2006
227 for 6	Worcestershire v Northants	Kidderminster	2007
225 for 2	Hampshire v Middlesex	Southampton	2006

Lowest Team Totals

67	Sussex v Hampshire	Hove	2004
68	Sussex v Surrey	Hove	2007
86	Worcestershire v Northants	Worcester	2006
91	Lancashire v Derbyshire	Manchester	2003
91	Kent v Surrey	The Oval	2006

Leading run-scorers

	Runs	Matches
D.L.Maddy	1236	41
B.J.Hodge	994	24
M.R.Ramprakash	977	34
G.A.Hick	929	28
I.J.Harvey	892	24

Most Not Outs

	Not Outs	Matches
J.N.Snape	13	38
J.N.Batty	13	42
N.Killeen	10	30
Azhar Mahmood	10	32
N.Pothas	10	33

Most sixes

	Sixes	Matches
G.A.Hick	47	28
M.R.Ramprakash	39	34
A.D.Brown	39	34
D.L.Maddy	34	41
C.L.White	33	16

Most fours

	Fours	Matches
D.L.Maddy	134	41
J.G.E.Benning	125	38
M.B.Loye	115	28
I.J.Harvey	111	24
B.J.Hodge	103	24

Leading wicket-takers

Player	Wickets	Matches
N.D.Doshi	53	34
N.M.Carter	42	38
Mushtaq Ahmed	41	28
A.J.Hollooake	40	22
G.P.Swann	40	34

Leading five wicket hauls

Player	Five wickets	Matches
A.J.Hollooake	2	22
M.Kartik	1	6
C.O.Obuya	1	7
J.Ormond	1	12
R.J.Logan	1	17

Leading catchers (ex wicket)

Player	Catches	Matches
D.L.Maddy	27	41
A.D.Brown	26	34
M.van Jaarsveld	22	31
D.L.Hemp	19	32
D.J.Hussey	18	30

Leading stumpings

Stumpings	Matches	
J.N.Batty	16	42
S.J.Adshhead	14	31
P.Mustard	11	24
J.S.Foster	11	34
M.H.Wessels	9	22

Leading dismissals (wicket-keepers)

	Dismissals	Matches
J.N.Batty	46	42
P.A.Nixon	28	38
S.J.Adshhead	25	31
J.S.Foster	24	34
C.M.W.Read	22	27

Most hundreds

	Hundreds	Matches
I.J.Harvey	3	24
C.L.White	2	16
G.A.Hick	2	28
H.J.H.Marshall	1	6
G.C.Smith	1	11

Most fifties (including centuries)

	Fifties	Matches
D.L.Maddy	11	41
B.J.Hodge	9	24
G.A.Hick	9	28
H.D.Ackerman	8	25
D.J.G.Sales	8	32

Leading duck-makers

	Ducks	Matches
R.C.Irani	8	27
M.J.Lumb	8	33
N.M.Carter	6	38
N.R.D.Compton	4	22
G.J.Pratt	4	25

2007 TWENTY20 CUP STATS

Leading run-scorers

Player	County	Runs	Matches
L.J.Wright	(Sussex)	343	8
M.R.Ramprakash	(Surrey)	265	8
M.W.Goodwin	(Sussex)	264	8
T.R.Ambrose	(Warwicks)	252	8
M.B.Loye	(Lancs)	231	5

Leading wicket-takers

Player	County	Wickets	Matches
C.P.Schofield	(Surrey)	17	8
S.J.Cook	(Kent)	16	9
A.J.Ireland	(Glos)	12	6
B.M.Edmondson	(Glos)	12	7
R.J.Kirtley	(Sussex)	12	8

Leading economy rates (20 overs minimum)

Player	County	Economy
D.J.Wainwright	(Yorks)	5.56
H.H.Streak	(Warwicks)	5.88
C.P.Schofield	(Surrey)	6.00
P.L.Harris	(Warwicks)	6.26

Leading strike rates (5 wickets minimum)

Player	County	Strike Rate
C.P.Schofield	(Surrey)	8.82
R.M.Pyrah	(Yorks)	9.00
S.T.Jayasuriya	(Lancs)	9.88
A.J.Ireland	(Glos)	10.16

Most sixes

Player	County	Sixes	Matches
L.J.Wright	(Sussex)	19	8
G.A.Hick	(Worcs)	14	7
C.L.White	(Somerset)	12	8
M.E.Trescothick	(Somerset)	10	4

Most fours

Player	County	Fours	Matches
L.J.Wright	(Sussex)	33	8
C.White	(Yorks)	26	8
M.W.Goodwin	(Sussex)	26	8
J.G.E.Benning	(Surrey)	26	8

Best Individual Scores

Player	Score	For/Against	Venue
L.Klusener	111*	Northants v Worcs	Kidderminster
G.A.Hick	110	Worcs v Northants	Kidderminster
L.J.Wright	103	Sussex v Kent	Canterbury
M.W.Goodwin	102*	Sussex v Essex	Chelmsford
H.J.H.Marshall	100	Glos v Worcs	Kidderminster

Best Innings Bowling

Player	Figs	For/Against	Venue
M.Kartik	5/13	Middx v Essex	Lord's
C.P.Schofield	4/12	Surrey v Sussex	Hove
D.I.Stevens	4/14	Kent v Essex	Chelmsford
M.Muralitharan	4/18	Lancs v Warwicks	Eggbaston
R.J.Kirtley	4/22	Sussex v Hants	Hove

Highest Team Totals

Total	For/Against	Venue
227 for 6	Worcs v Northants	Kidderminster
222 for 3	Northants v Worcs	Kidderminster
205 for 5	Sussex v Hants	Hove
203 for 8	Notts v Derbys	Trent Bridge

Lowest Team Totals

Total	For/Against	Venue
68	Sussex v Surrey	Hove
99	Essex v Kent	Chelmsford
104	Somerset v Glos	Taunton
113	Yorks v Lancs	Old Trafford

Leading catches (excluding wicket-keepers)

Player	County	Catches	Matches
J.O.Troughton	(Warwicks)	7	8
I.D.Fisher	(Glos)	6	7
D.L.Maddy	(Warwicks)	6	8
A.G.R.Loudon	(Warwicks)	6	8

Leading dismissals (wicket-keepers)

Player	County	Dismissals	Matches
J.N.Batty	(Surrey)	11	8
G.D.Cross	(Lancs)	7	5
B.J.M.Scott	(Middx)	7	6
S.J.Adshhead	(Glos)	7	7